



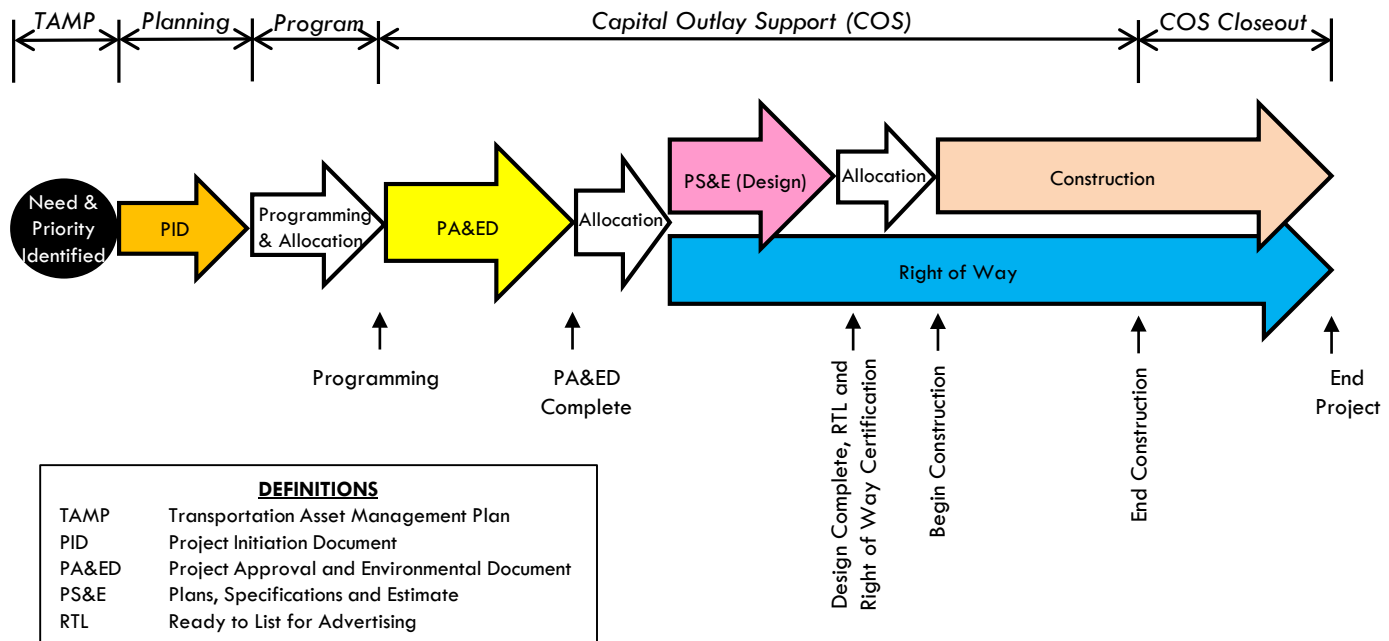
Caltrans[®]

Tab 47

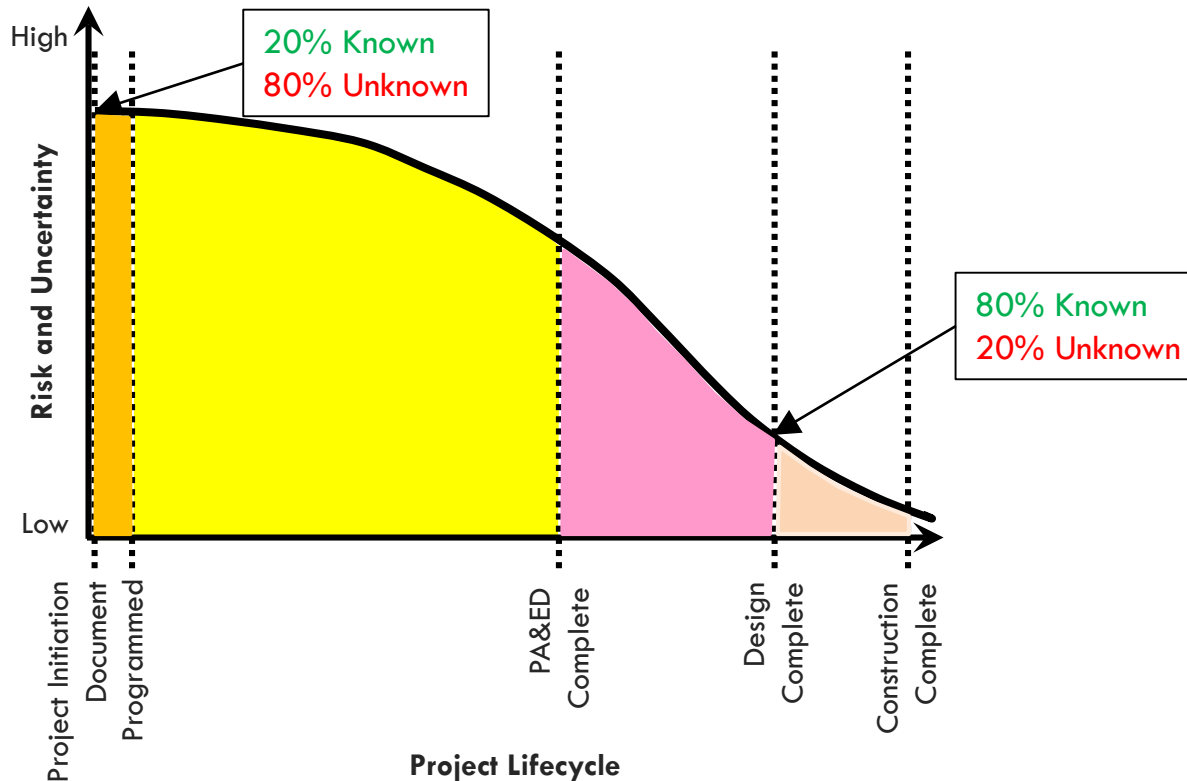
FY 18-19
2nd Quarter
Project Delivery Report

by Michael D. Keever

Phases of Project Development



Risk and Uncertainty During Project Phases



Modified version of Project Management Institute, A Guide to the Project Management Body of Knowledge, (PMBOK® Guide) - Fifth Edition, Project Management Institute Inc., 2013 Page 40 Figure 2-9

FY 18-19 2nd Quarter

Project Delivery Performance Measures

Measure	Annual Commitment	Completion	Completion (%)	Year-End Projection (%)	Last Five Fiscal Year Average (%)
Draft Environmental Documents	94	29	31	97	78
Project Approval, Environmental Documents	262	136	52	98	89
Allocated Right of Way Funds	\$170 M	\$47 M	28	100	97
Projects Certified by Right of Way	257	89	35	99	97
Projects Designed and Ready for Construction	263	59	22	100	98
Capital Value Ready for Allocation	\$2,566 M	\$723 M	28	90	88
Projects Constructed	178	106	60	97	89

FY 18-19 2nd Quarter

Project Delivery Performance Measures

- Project Costs at End of Construction¹

Measure	Expended	Budget	Savings	%	Last Five Fiscal Year Average (%)
Costs for 12 Completed STIP Projects	\$692.5 M	\$626.5 M	-\$66M	110%	93%
Costs for 143 Completed SHOPP Projects	\$1,033.6 M	\$1,149.1M	\$115.5 M	90%	89%

¹ Construction costs are calculated 6 months after the end of construction

FY 18-19 2nd Quarter

Project Watch List

- Construction Capital Budget Risks Managed by Caltrans

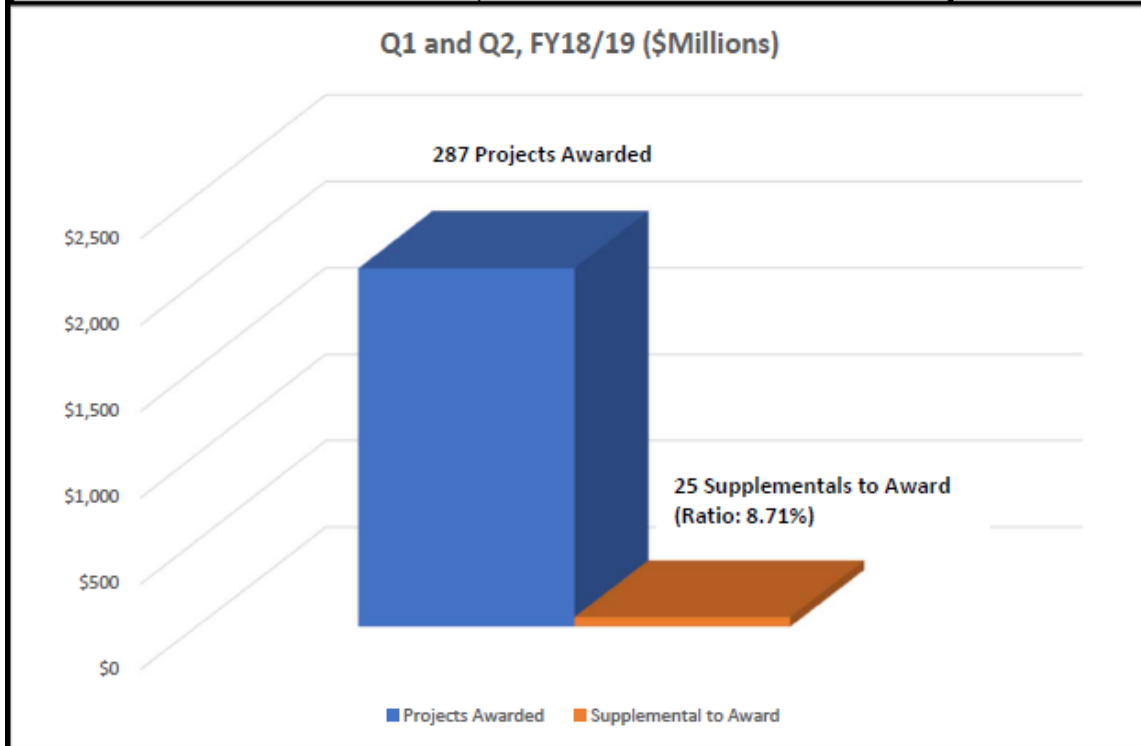
Status	Projects ¹	Total Budget (Millions)	Total Risk (Millions)
Seeking Allocation	15	\$137	\$94
Advertising	2	\$17	\$9
Construction	12	\$1,000	\$73
Closeout	0	\$0	\$0
Total	29	\$1,154	\$176

¹ 725 Projects under construction with construction budget of \$8.7 billion

Appendix E

Supplementals to Award

Projects Awarded ¹ (Millions)	Supplemental to Award ² (Millions)	Ratio
\$2,076.86	\$55.80	2.69%



¹The Contract Allocations of the Statewide Delivery Plan Projects Awarded in Q1 and Q2, FY18/19. Excludes Non-Conventional and/or Special Funded Pilot Projects (CMGC, Design Built,...).

²Supplemental to Award for the Projects. CTC Actions: Jan 2018, Mar 2018, May 2018, Aug 2018, Oct 2018, and Dec 2018

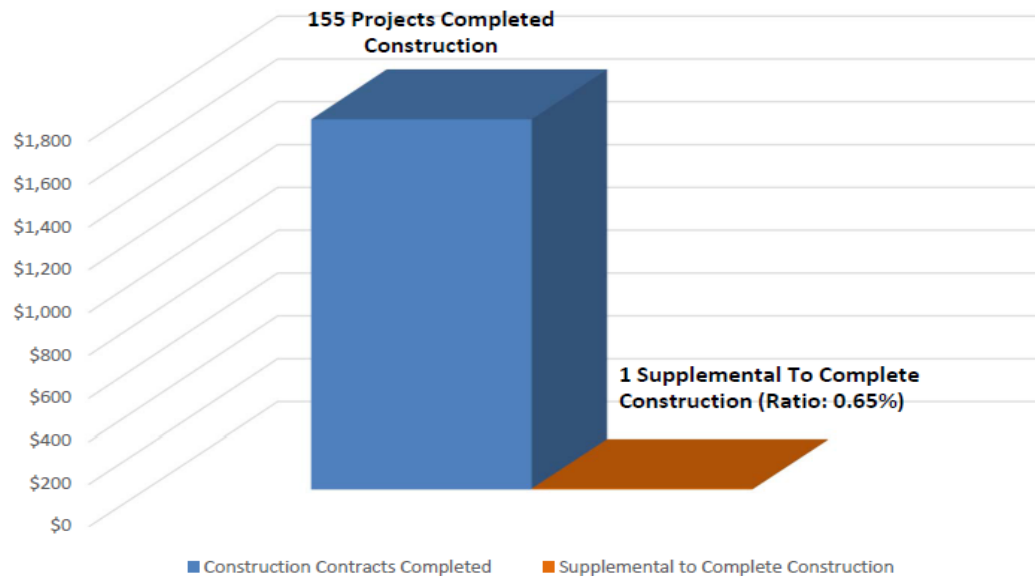
Appendix F

Supplementals to Complete Construction

(F) Construction Contracts Completed vs Supplemental to Complete Construction

Construction Contracts Completed ¹ (Millions)	Supplemental to Complete Construction ² (Millions)	Ratio
\$1,726.13	\$4.32	0.25%

Q1 and Q2, FY18/19 (\$Millions)

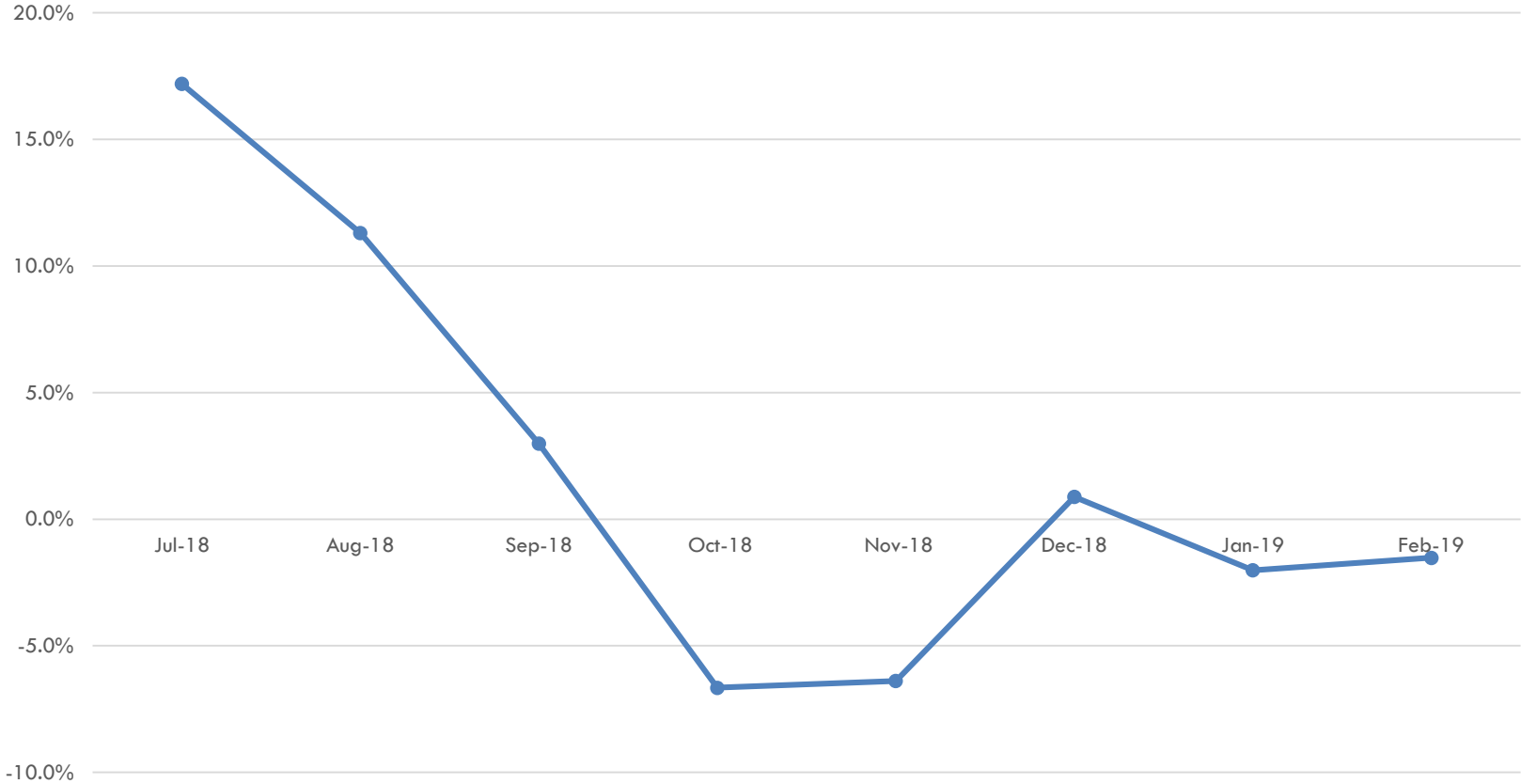


¹ Appendix A and B, SHOPP and STIP projects. The Actual Total Cost of Completed Construction Contracts, Q1 and Q2, 18/19 FY. Construction costs are calculated 6 months after the end of construction.

² Supplemental to Complete Construction Contract for the Projects. CTC Action Item: June 2016; Project 02-3E410.

Bidding Environment (FY 18/19 to date)

LowBid vs Engineer's Estimate
(Monthly Tracking FY 18/19)





THANK YOU